

JOBS IN LONDON

AN ANNUAL AND MONTHLY OVERVIEW

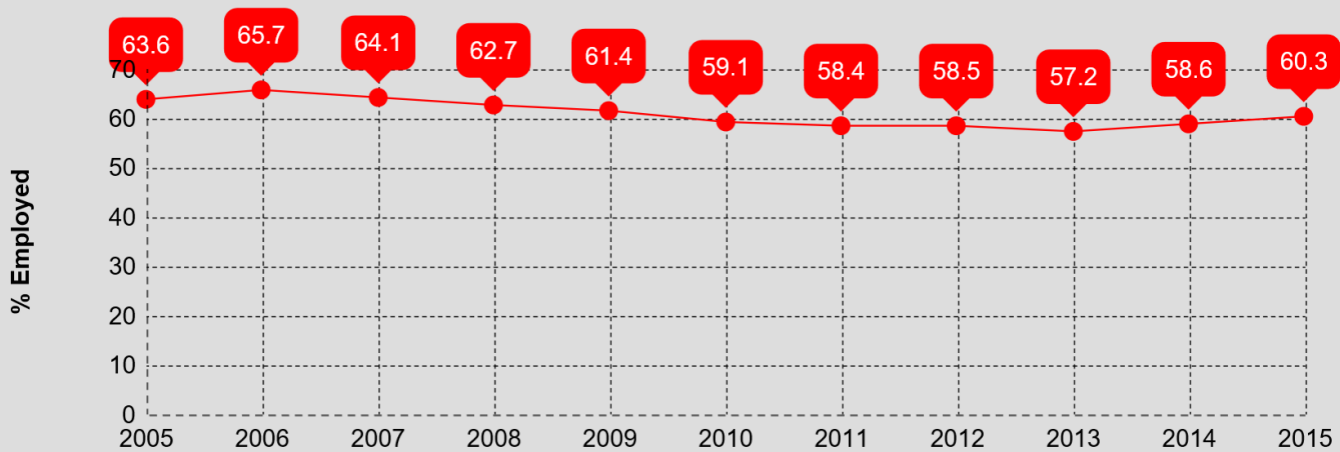
London, Ontario has been facing job loss and low employment rates. This graphic is intended to provide an overview of London's jobs over the last decade and an up-to-date profile of London's current labour force in 2016.



THE LOST DECADE - 2005-2015

When you compare the job rates for London's Census Metropolitan Area (CMA) over the last decade, you see some revealing trends. In 2008, London felt the affects of the economic recession, and thus, employment rates decreased. The years after a recession show a period of recovery rather than growth.

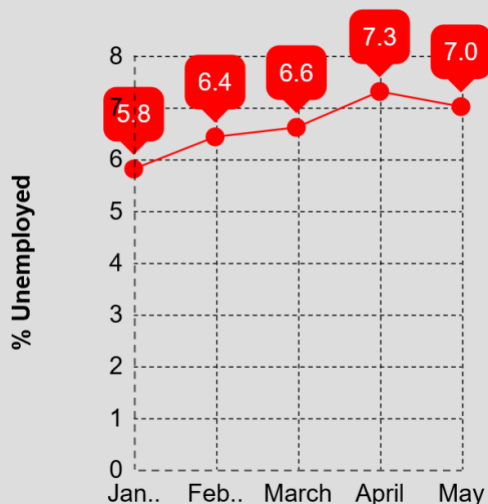
Employment Rate for Londoners Relatively Flat for Decade - Employment Rates, End of Year 2005-2015



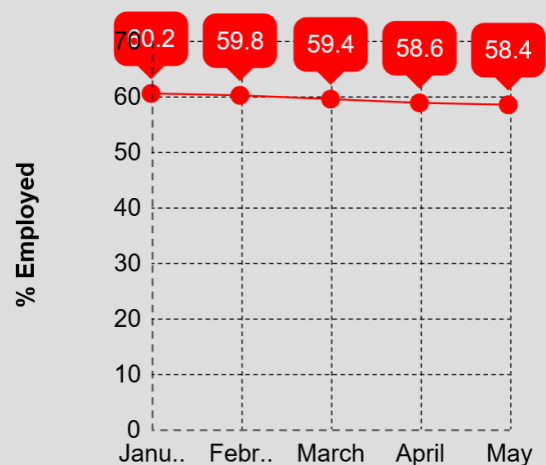
In December 2005, 63.6% of London's population aged 15+ was employed. At the end of 2015, 60.3% of London's population aged 15+ was employed. We still not have recovered to achieve pre-recession employment rates.

2016 Unemployment & Employment for London (Seasonally Adjusted) (Updated Monthly)

Unemployment Rate - Monthly 2016 (%)



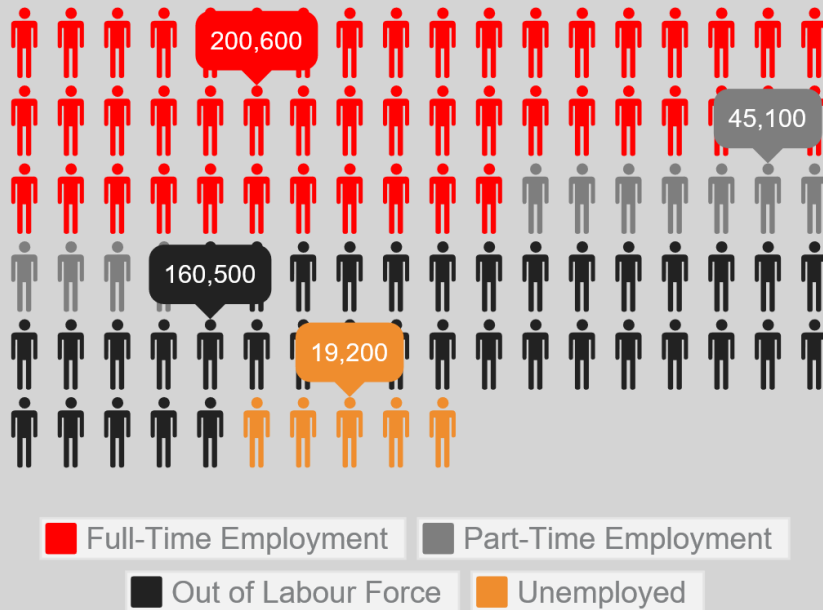
Employment Rate - Monthly 2016 (%)



The unemployment rate gives the proportion of the labour force aged 15+ that are looking for work in London.
The employment rate gives the proportion of the population aged 15+ that are employed in London.

How Much of London is Working Right Now? (Unadjusted)

This graphic gives a representation of the proportion of the population aged 15+ in London (CMA) according to employment status.



Profile of London CMA 15+

Number of London 15+ (CMA) Employed & Unemployed



London's CMA Population 15+ in Labour Force

May 2016 Population 15+ (CMA): 425,300
Not in Labour Force and In Labour Force



For more information on who constitutes the Labour Force, and for a Classification of Labour Force Status, Visit Statistic Canada: <http://www.statcan.gc.ca/eng/concepts/definitions/labour-class01a>

Sources:

- CANSIM Table 282-0128 - Labour force survey estimates (LFS), by census metropolitan area based on 2011 Census boundaries, sex and age group, 3-month moving average, unadjusted for seasonality
- Kerr, Don (2016) "Is London experiencing a lost decade of employment?" London Poverty Research Centre @ King's University College. <http://povertyresearch.ca/wp-content/uploads/2016/02/Statistics-Data-Londons-lost-decade.pdf>